

Suggestions for Use



The images were taken in April 2024 in Ireland but things naturally change from season to season and place to place. Please exercise caution as many natural plants can be (highly) poisonous and remember to leave no trace.

The images are provide in colour but can be printed greyscale if preferred.

The images are provided as an A4 worksheet for a clipboard and alternatively to be printed out onto A4 card and cut out into smaller cards. These lend themselves to various activities but here are a couple of other ideas to get you started.

Activity 1

Children work in groups with the images on a clipboard and work together (or race!) to see which group can find most of the same or similar things. If they cannot find exactly the same things where you are, use the sheet with the blank labels underneath to fill in more general alternatives before copying e.g. a berry, a yellow flower, a pink flower, an interesting seedhead, something that stings, a tall plant, a woodland creature, a spiky plant, something round.

This is also an easy way to adapt the task to younger ages.

The sheets with blank labels can also be used for children to fill in the names of the things they have to look for.

Activity 2

Give each group a starting card and once they have found that item, they win the next card. The group with the most cards at the end of a time limit is the winner.

April Treasure Hunt



Explore your local woodland or park.
How many of these things can you spot?



A chaffinch



Cleavers/stickyback




Flowering shamrock
(wood sorrel)



A worm!



Dog violet




A downy feather



Forget-me-not



Quartz




A dandelion flower

April Treasure Hunt



Explore your local woodland or park.
How many of these things can you spot?





A chaffinch



Cleavers/stickyback



Flowering shamrock
(wood sorrel)



A worm!



Dog violet



A downy feather



Forget-me-not



Quartz



A dandelion flower